

Power

1 2 3 4

▼ ▼ ▼ ▼



6 ▶ 6 6 6 6 6 6

Magic Pen



This game is a spin-off of the Magic Flick game, one of the games featured in the Game Creator Set.

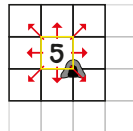
Necessary material:

- 1 D6 die
- 1 marker
- this sheet

1 player RULES

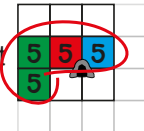
LEVEL 1

Play: Roll the die and write the number on the visible or opposite side of the die in one of the squares next to the cave. Continue rolling the die and writing numbers, but always in squares orthogonally adjacent to the numbers you wrote until you fill all the squares in the cave.

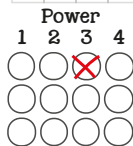


Goal: with a marker, circle equal numbers in orthogonally adjacent squares of different colors.

Circle the areas of equal numbers in orthogonally adjacent squares. Count how many different colors each spot has.



Make a cross on one of the Power balls to record how many colors you got.



Scoring: Multiply the number of crosses in each Power column by the number in that column.

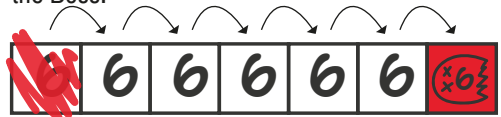

LEVEL 2

After playing level 1, you can now attack the cave boss.

Roll a die.

Cross out a space in a Power circle of your choice.

If the sum of the die value and the column number of that circle is equal to or greater than 6, cross out the first square of the Boss.



Repeat the procedure until:

- You fill all the squares on the bar, defeating the Boss.
- Or cross out all the Power circles, which makes you lose the game.

**GAME
CREATOR SET**



Powered by
Creative toys

Micael Sousa



Mais informações em creativetoys.pt/gamecreator